

## BUBBLES

Who doesn't love bubbles? They are a classic childhood activity that can provide hours of fun. But, there is also a lot talk about while playing with bubbles. Check our Tips to Expand and Engage for ideas on what to do and say while playing with bubbles.

### CORE WORDS

Do	I
Get	You
Go	Me
Help	It
Like	They
Look	Up
Need	Down
Open	More
Put	Uh-oh

### MATERIALS

Bubbles    You  
Client/child  
AAC Device

### Model It on the AAC Device



Modeling on your child's device is just "talking" using his/her language! When you say a word with your voice, also say it using your child's device. Look up the words that you are going model using WORD FINDER before you start playing. Start with one word and then add 1-2 words.

Reasons to Communicate	One Word	Two Words	Three (+) Words
Getting Wants/Needs Met (requesting objects/activities/ permission/attention, etc., directing action/to stop, request help)	Go More Do Put Get Open Help In	Do it You go I do Do more Get it Put in Open it Help me	I do it You do it I need help Put it in Get them all I want more Help me open You open it
Exchange Information (share and show objects, confirm/deny, request information, etc.)	Like Need Put Do I You Help Up Down Look More	You like? I like Do more I do Go up Go down Put in Help me Look up Want more? Look that	I like that Do you like it? Let's do more I want to do it You do it Can you help me? You want more? Look at that one They go up They go down They fall down
Social Closeness/Etiquette (greet, take turns, comment, etc.)	I You Turn Do Like Cool Fun Up Uh-oh	I like I do You do My turn Go up Do it Like that That cool This fun	It go up They fall down Uh-oh it pop I like that This is fun You did it Let's do more I want to do it It's my turn

### Tips to Engage, Expand, and Succeed:

- Bubbles are a simple and classic activity that keeps kids engaged and playing. But, if you are looking for more fun and creative ideas try searching Pinterest. There are some fun activities to be found, like painting with bubbles, making giant bubbles, designing bubble wands, making unbreakable bubbles, and creating bubble snakes.
- Remember to focus most of your modeling on core words. The words "blow" and "pop" are used a lot in activity like blowing bubbles. However, we don't use them many other times throughout the day. So, try to focus on other core words you can use while playing.
  - Ready to blow more bubbles? Have the child tell you: **go, more, or do it**
  - Ready to pop the bubbles? Use other core words like: **You do it, Get the bubbles, Get them all**
- Don't make this fun activity feel like work! Avoid requiring the child to work for the bubbles by having them ask/tell you to blow bubbles each time. You can do it a few times, but not every time! Keep your modeling of language natural to increase engagement and opportunities for communication.

Using a PRC device and don't see a word you want to say? Find a quick video on how to add a word to your device:  
<https://www.youtube.com/channel/UCT1pgntWkIA5rKIOvZGxOYA>


Using a low-tech communication board? Or need some choices to help you communicate during this activity? The following strips can be used as choice boards or fringe vocabulary for the above activity. If you are using this as fringe vocabulary, you will need a single page communication board. These boards are available on our website. Download the boards here:  
<https://aacianguagelab.com/resources/unity-manual-communication-boards> You can add these a three ring binder, OR you can Velcro these to the top of a single page low-tech core word board.





Attached to a one-page communication board.

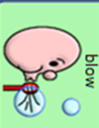



You can add this one to the LAMP WFL, Unity 84, Unity 60 low tech board.



















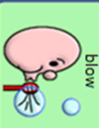
























































You can add this one to the Unity 28, 36 or 45 low tech board.

