



PRC SENSORY TABLE

Sensory tables can be used in many ways with many objects. Water, rice, beans, sand, Play Doh, water beads, and more are some examples of things you can play with in a sensory table. You can also use the table in many ways, for example to calm down, to engage, and to have new experiences! Have fun playing and talking!

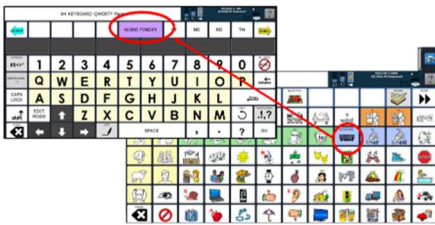
CORE WORDS

Feel	I
Find	You
Help	It
Like	This
Need	That
Put	Please
Want	Cool
What	Good
How	Bad

MATERIALS

Sensory Table	AAC Learner You
Sensory Items (rice, sand, beans)	AAC Device

Model It on the AAC Device



Modeling on your child's device is just "talking" using his/her language! When you say a word with your voice, also say it using your child's device. Look up the words that you are going model using WORD FINDER before you start playing. Start with one word and then add 1-2 words.

Active with AAC


Reasons to Communicate	One Word	Two Words	Three (+) Words
Getting Wants/Needs Met (requesting objects/activities/ permission/attention, etc., directing action/to stop, request help)	Want Help Need Like Don't Look Find More Put	I want Don't like Put in I put You put Look here Find it Put more Need that	I like that I want this one Put it there Put it in Don't put it there Don't want more Put more in Look what I found I find it
Exchange Information (share and show objects, confirm/deny, request information, etc.)	I You Like That Not Stop What How Good Bad Feel	I like Don't like I don't Stop that Feel good You feel How feel Like how Stop it I stop What that	I don't like it I like this Please stop that It feels good How does it feel I like how it feels What is that Put it there What should we do Look I found it I want to stop
Social Closeness/Etiquette (greet, take turns, comment, etc.)	I You Feel Like Don't No Cool Good Bad Really	I like You like Like it Like more Don't like Really cool Really bad It bad It feel No more	I like it I like this You like this I would like more I don't like Its really cool It feels bad I really like Feels really good No more please

Tips to Engage, Expand, and Succeed:

- A sensory table, or sensory bin or bucket or whatever container you have, is a great way to play and talk about many subjects! You can comment, you can focus on feelings, you can engage in pretend play, and much more! Remember to focus on modeling what you are saying to the AAC learner.
- Some individuals make enjoy playing in a sensory table, other may not. And the reason for playing at the sensory table vary (sometimes the goal is to calm or energize or build acceptance/tolerance). Whatever your goal, make sure you model language while doing it:
 - You could focus on commenting: **this feels good (bad, strange, yucky, nice), I like it, I don't, cool**
 - Try focusing on feelings. Some individuals may have difficulty understanding, identifying, or labeling what they are feeling. Take time to model feeling words like: **good, bad, like, don't like, anxious, nervous, afraid, funny**
 - Questions: **how does it feel?, do you like it?, what does it feel like?, what should we do?, what do you think?**
- If you are playing with an emerging communicator, you may focus on words like: **look, what, find, cool, where, dig,** and more!

Using a low-tech communication board? Or need some choices to help you communicate during this activity?






The following strips can be used as choice boards or fringe vocabulary for the above activity. If you are using this as fringe vocabulary, you will need one of our low-tech flip books or a single page communication board. These boards are available on our website. Download the boards here: <https://aaclanguelab.com/resources/unity-manual-communication-boards> You can add these a flip book. OR, you can Velcro these to the top of a single page low-tech core word board.










Attached to a one-page communication board.



You can add this one to the LAMP WFL, Unity 84, Unity 60 low tech board.

 water table		 look								
		 beans								
								 find		
										 water beads

You can add me with the Unity 28 low tech board.

 water table		 beans		 find			 dig		 rice			 water beads				 really
---	--	---	--	--	--	--	--	--	--	--	--	---	--	--	--	--