

April 2021

Unity 84 Sequenced Core Word Activity - Windsock

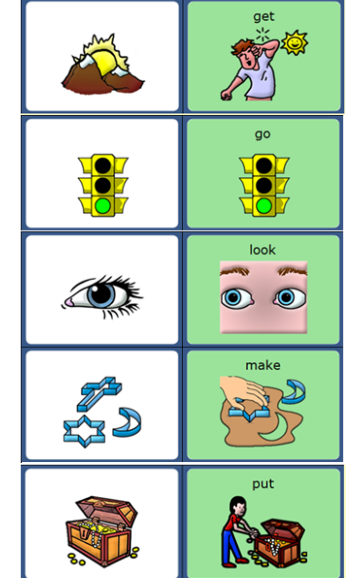
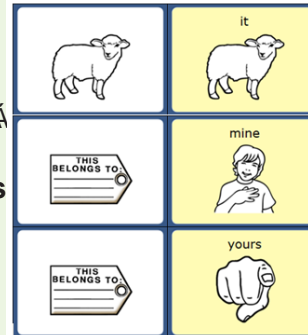
Celebrate the arrival of Spring by making a Windsock! You need a sheet of cardstock paper, markers, stickers, crayons, paints, ribbons/crepe paper and string. After decorating the cardstock roll it into a tube and fasten with tape or staples. Glue or tape 15" ribbon/crepe paper streamers inside the bottom of the tube. Punch two holes on both sides of the top of the tube and use ribbon or string to make a handle. Hang up and watch the wind blow through your windsock!

As the communication partner, whether you are a family member, teacher, therapist or friend, use these words as you talk to model where they are located and how powerful they can be. Look for opportunities to teach and model these words while making a windsock this month.



Single Words

Nouns	Verbs	Interjections	Pronouns
<ul style="list-style-type: none"> wind sock 	<ul style="list-style-type: none"> get go look make put 	<ul style="list-style-type: none"> awesome 	<ul style="list-style-type: none"> it mine yours
<p>Question</p> <ul style="list-style-type: none"> where 	<p>Adverb</p> <ul style="list-style-type: none"> together 	<p>DfYdcgHjcbg</p> <ul style="list-style-type: none"> on top/bottom up 	<p>Adjectives</p> <ul style="list-style-type: none"> more pretty




Two Word Phrases

<ul style="list-style-type: none"> make windsock put on get more yours pretty put together look mine where go 	<ul style="list-style-type: none"> look top put on put up look up go top/bottom it awesome
--	--



Three Word Phrases

<ul style="list-style-type: none"> put more on more on top go on bottom where it go put it together yours go up it look pretty get more on 	<ul style="list-style-type: none"> wind sock go up look mine up look awesome wind sock <p>Bonus: make more awesome wind sock</p>
--	--



Example is made with Unity 84 Sequenced Vocabulary

